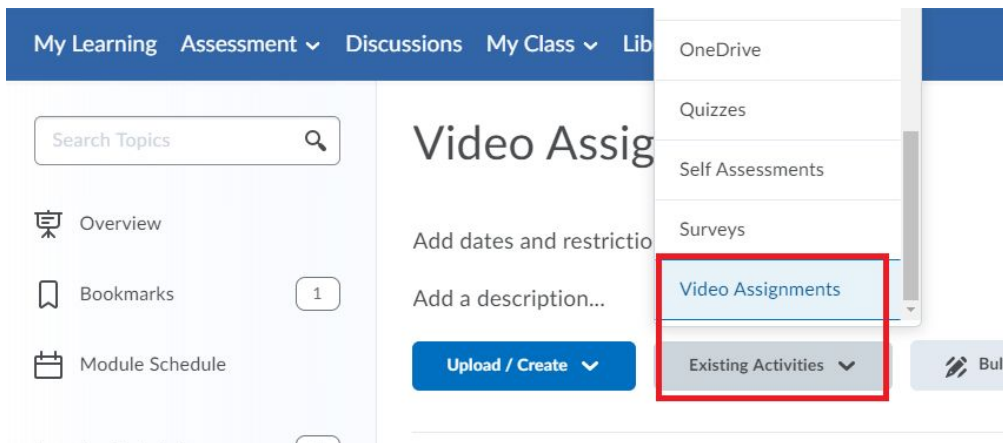


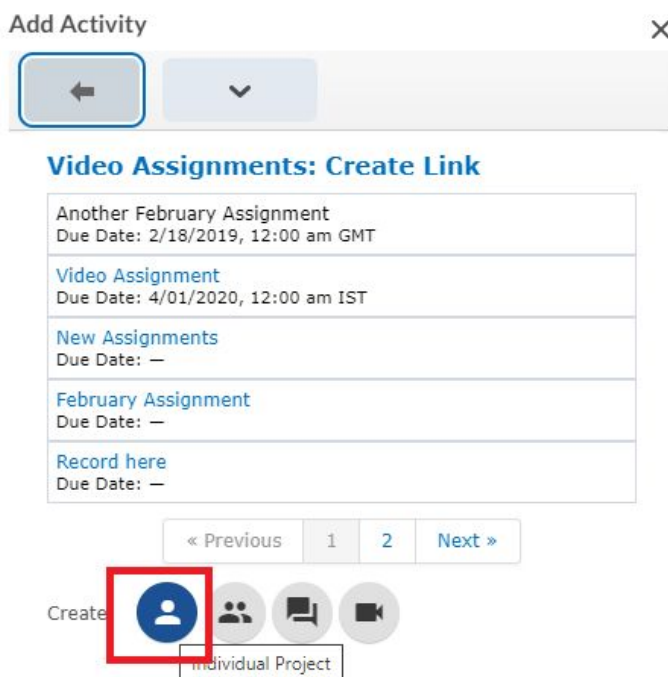


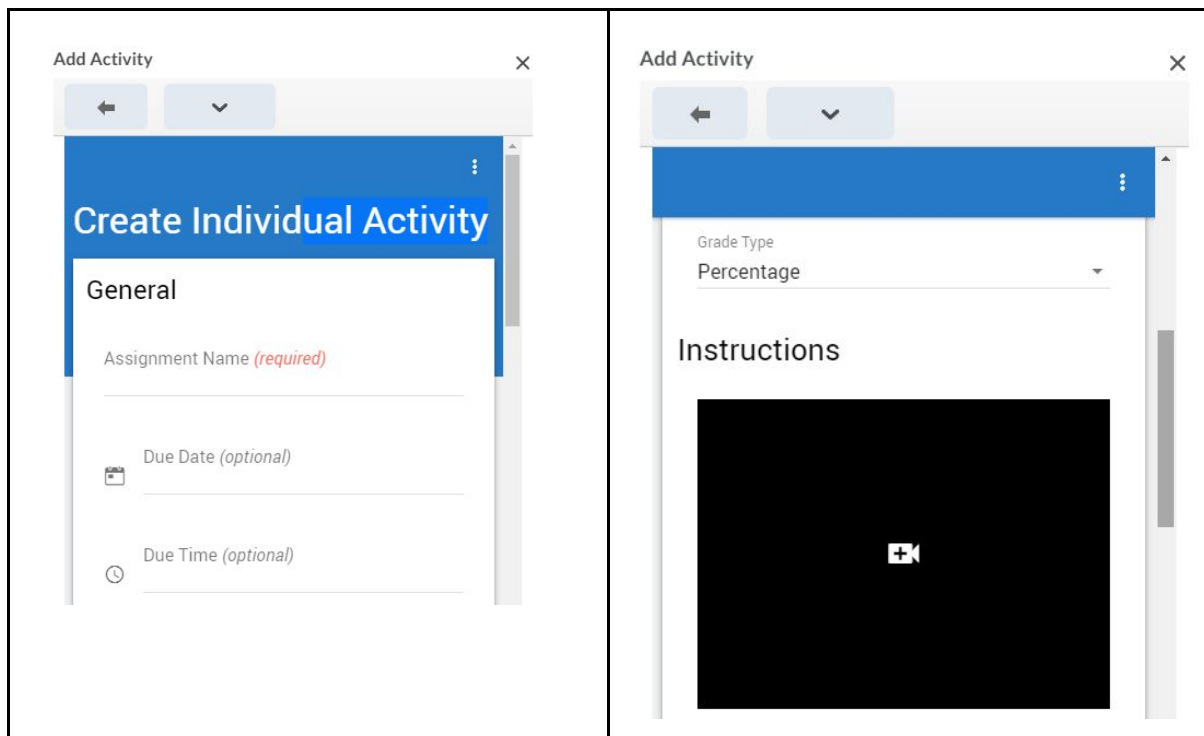
Bongo - Video Assignment Setup

From within a Unit in the *My Learning* area of the module, select *Existing Activities* and then *Video Assignments*:



In the *Add Activity* window, click on *Individual Project* (this is the only option available in UCD):

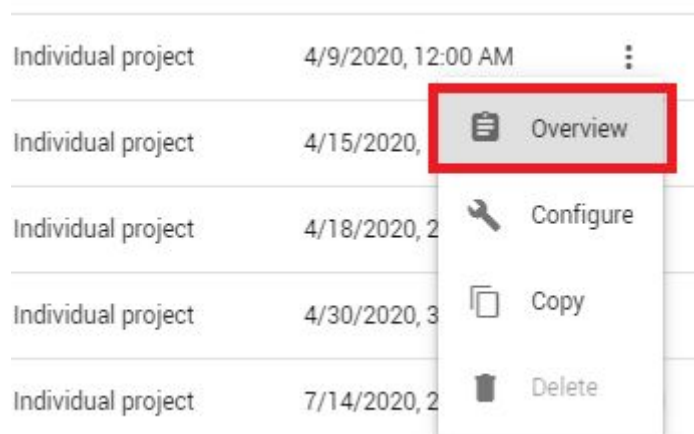




Give the Assignment a Name, select grade type and give instructions for the assignment.

Note: The default grade type is percentage and flows back to grades in the grade centre. The Grade (Numeric) is created automatically in the module grade centre when creating a Video Assignment. If you have not set a default scheme for your module, check the Grade item is matched to the correct scheme: Manage Grades > Edit grade item > Schemes.

To view Student submissions, go to Module Tools > Video Assignments > click the Actions button beside the assignment and select 'Overview'.



The Overview screen for the Assignment will show where a submission has been made. Click on *Needs Evaluation*:

Individual project Due Date: 7/31/2020, 12:00 AM EXPORT... PUBLISH

Insights - Progress

Learner: 5/7 Submitted

Instructor: 0/7 Published

Progress bar: 2 Not Viewed, 0 Viewed, 0 In Progress, 5 Needs Evaluation, 0 Evaluated, 0 Published

Learners (7)

Name	Status
Justin Test Student1	Needs Evaluation
Justin Test Student2	Not Viewed

Click on the video panel to view the video submission. You can enter feedback in the panel on the right. The feedback is matched to parts of the video and is timestamped.

Enter a mark in the Score box. It marks as a percentage in the Video Assignments tool. The actual grade received in the module will depend on the grade scheme selected in the module grade centre:

Assignments > 8th Peer Reviewed > Overview

Individual project Due Date: 7/31/2020, 12:00 AM

Learners (7)

- Justin Test Student1: Needs Evaluation
- Justin Test Student2: Not Viewed
- Justin Test Student3: Not Viewed
- Justin Test Student5: Needs Evaluation

Score

Percentage

SAVE AS DRAFT SAVE AND PUBLISH

Submission

Justin Test Student1 Submitted at: 7/8/2020, 2:01 PM

Recorded 08 Jul 1:57 pm

Comment...

NOTE: The student, when viewing the assignment after grading and feedback, will see the percentage displayed in the Video Assignments tool. However, in their Grades section of the module what they will see will depend on the grade scheme selected in the module grade centre.

Links for further information:

Instructors:

[Individual Project Overview](#)

Students:

[Learners - How to Access Bongo](#)

[Learners - Video Assignments](#)

[How to Complete Individual Project](#)

All:

[Best Practices for Recording](#)

[Basic System Requirements](#)

[Common Troubleshooting Solutions](#)